



## LED Flood Light EcoMax II

### Features

- Slim & Compact design
- Robust housing and refined finish coating
- 50% lower energy consumption and longer lifespan(30Khrs)
- IP65,IK08,up to 80lm/W

### Benefits

- Vibration-proof, Wind -proof, Rust-proof
- Excellent thermal management for stable performance
- Long life, low maintenance cost
- Adaptable installation

### Application



### Specification

Item Code	Item Description	Power (W)	Power Factor	Lumen (lm)	Efficacy (lm/W)	Input Current (mA)	Lifetime (L70B50)
140059516	LED floodlight-E II 30W-3000-GY-GP	30	0.95	2400	80	130	30000
140059517	LED floodlight-E II 30W-4000-GY-GP	30	0.95	2450	82	130	30000
140059518	LED floodlight-E II 30W-6000-GY-GP	30	0.95	2500	83	130	30000
140059519	LED floodlight-E II 50W-3000-GY-GP	50	0.95	4000	80	210	30000
140059520	LED floodlight-E II 50W-4000-GY-GP	50	0.95	4100	82	210	30000
140059521	LED floodlight-E II 50W-6000-GY-GP	50	0.95	4200	84	210	30000
140059619	LED floodlight-E II 70W-3000-GY-GP	70	0.95	5800	83	300	30000
140059620	LED floodlight-E II 70W-4000-GY-GP	70	0.95	5900	84	300	30000
140059621	LED floodlight-E II 70W-6000-GY-GP	70	0.95	6000	86	300	30000
140059622	LED floodlight-E II 100W-3000-GY-GP	100	0.95	9200	92	430	30000
140059623	LED floodlight-E II 100W-4000-GY-GP	100	0.95	9300	93	430	30000
140059624	LED floodlight-E II 100W-6000-GY-GP	100	0.95	9400	94	430	30000

#### Technical Specifications

CRI	≥80
Colour Consistency (SDCM)	6
Dimmable	No
Housing Colour	Grey
IP	IP65
IK	IK08
Driver integrated (Yes/No)	Yes
Glow wire test	650°C
Weight (kg/pc)	0.51 / 0.81 / 1.34 / 1.98

#### Electrical Supply

Frequency (Hz)	50/60
Voltage (V)	220-240
AC / DC	AC

#### Mechanical Properties

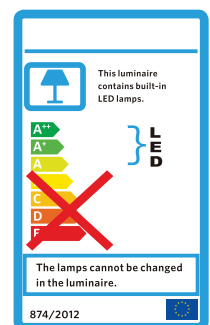
Housing Material	Die-cast Aluminium
Optical Material	PC

#### Application Conditions

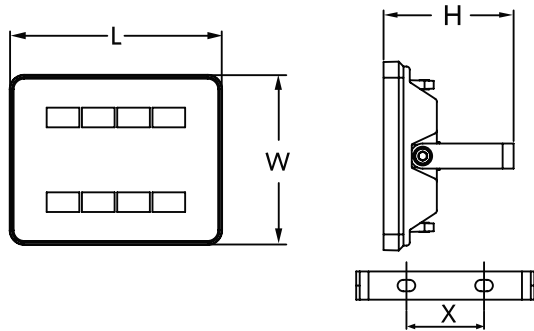
Operating Temperature	-30-50°C
Storage Environment	-30-65°C

### Certification

## CB

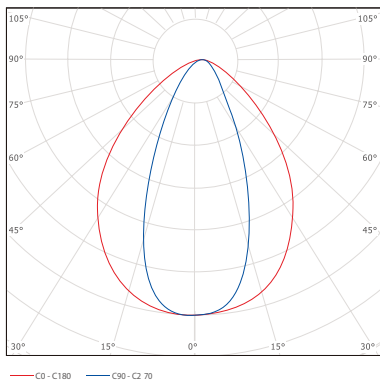


## Dimensional Drawing



Model	L (mm)	W (mm)	H (mm)	X (mm)
LED FL-E 30W	150	120	83	44
LED FL-E 50W	200	140	99	60
LED FL-E 70W	250	180	120	60
LED FL-E 100W	280	220	135	80

## Photometric Data



40°+80° (30W/50W/70W/100W)