











RETROFIT LAMP | E27

| OPPLE | Item No. (Code) | Color temperature (K) | Power (W) | Beam angle (deg ^o) | Lamp luminous lux (lm) | Power supply voltage (V) | CRI (%) | Lamp Dimension (mm) | Remarks |
|---|-------------------------------|--------------------------|-----------|--------------------------------|------------------------|--------------------------|---------|---------------------|--------------|
|  | OPL-P-A70-E27-10W-TC | 4000> Orange> Blue> Pink | 10 | - | 820 | | >80 | Ø71 Ht:130 | Tunable |
|  | OPL-E1-A50-E27-5W-3000K | 3000 | 5 | 180 | 350 | 220-240 | >80 | Ø50 Ht:95 | Non-dimmable |
| | OPL-E1-A50-E27-5W-4000K/6500K | 4000 6500 | 5 | 180 | 400 | | | Ø50 Ht:95 | |
| | OPL-E1-P45-E27-3.5W | 3000 4000 6000 | 3.5 | 180 | 220-250 | | | Ø46 Ht:90 | |
| | OPL-E1-P45-E27-4.5W | 3000 4000 | 4.5 | 180 | 320-350 | | | Ø46 Ht:90 | |
| | OPL-E1-A60-E27-7W | 3000 4000 6000 | 7 | 180 | 500-550 | | | Ø60 Ht:109 | |
| | OPL-E1-A60-E27-8W | 4000 6000 | 8 | 180 | 650-750 | | | Ø60 Ht:109 | |
| | OPL-E1-A60-E27-9W | 3000 4000 6500 | 9 | 180 | 750-850 | | | Ø60 Ht:109 | |
| | OPL-E1-A70-E27-12W | 3000 4000 6500 | 12 | 180 | 1000-1100 | | | Ø71 Ht:130 | |
| | OPL-E1-A70-E27-14W | 3000 4000 6500 | 14 | 180 | 1300-1400 | | | Ø71 Ht:130 | |
|  | OPL-E-A90-E27-25W-6500K | 6500 | 25 | 270 | 2500 | | 75 | Ø91 Ht:216 | Non-dimmable |
|  | OPL-E-A80-E27-18W-6500K | 6500 | 18 | 270 | 1620 | | 75 | Ø91 Ht:216 | Non-dimmable |








RETROFIT LAMP | E14

| OPPLE | Item No. (Code) | Color temperature (K) | Power (W) | Beam angle (deg ^o) | Lamp luminous lux (lm) | Power supply voltage (V) | CRI (%) | Lamp Dimension (mm) | Remarks |
|---|----------------------|-----------------------|-----------|--------------------------------|------------------------|--------------------------|-----------|---------------------|--------------|
|  | OPL C35 4W E14 | 2700 | 4 | - | 250 | 100 - 240 | >80 | Ø35 Ht:106 | Non-dimmable |
|  | OPL C35 4W E14 FT | 2700 | 4 | - | 250 | 100 - 240 | | Ø35 Ht:106 | |
|  | OPL-P-C35-E14-4.5W-S | 2700 | 4.5 | - | 350 | 220-240 | | Ø35 Ht:114 | |
|  | OPL-P-F35-E14-4.5W-S | 2700 | 4.5 | - | 350 | 220-240 | | Ø35 Ht:129 | |
|  | OPL-U1-F35-E14-3W-G | 2700 | 3 | - | 210 | 220-240 | | Ø35 Ht:124 | |
|  | OPL-P45-3.5W-250-E14 | 2700 3000 | 3.5 | - | 250 | 220-240 | | Ø45 Ht:91 | |
| | OPL-P45-5W-400-E14 | 2700 4000 | 4.5 | - | 400 | 220-240 | Ø45 Ht:91 | | |

RETROFIT LAMP | E27 | High Power Bulb

| OPPLE | Item No. (Code) | Color temperature (K) | Power (W) | Beam angle (deg ²) | Lamp luminous lux (lm) | Power supply voltage (V) | CRI (%) | Lamp Dimension (mm) | Remarks |
|--|--|-----------------------------|--------------|-----------------------------------|------------------------------|--------------------------------|------------|------------------------|--------------|
|  | OPL-LED-E-HPB-E27-20W-3000K OPL-LED-E-HPB-E27-20W-6500K | 3000 6500 | 20 | E27 | 1620 1800 | 100 - 240 | >80 | Ø80 Ht:142 | Non-dimmable |
|  | OPL-LED-E-HPB-E27-30W-3000K OPL-LED-E-HPB-E27-30W-6500K | 3000 6500 | 30 | E27 | 2600 2700 | 100 - 240 | >80 | Ø100 Ht:171 | Non-dimmable |
|  | OPL-LED-E-HPB-E27-40W-3000K OPL-LED-E-HPB-E27-40W-6500K | 3000 6500 | 40 | E27 | 3500 3600 | 100 - 240 | >80 | Ø100 Ht:171 | Non-dimmable |
|  | OPL-LED-E-HPB-E27-50W-3000K | 6500 | 50 | E27 | 4500 | 100 - 240 | >80 | Ø136 Ht:242 | Non-dimmable |








RETROFIT LAMP | E14 & E27 | LED Filament

| OPPLE | Item No. (Code) | Color temperature (K) | Power (W) | Lamp Holder (E14 / E27) | Lamp luminous lux (lm) | Power supply voltage (V) | CRI (%) | Lamp Dimension (mm) | Remarks |
|---|----------------------------|-----------------------------|--------------|----------------------------|------------------------------|--------------------------------|------------|------------------------|--------------|
|  | OPL-LED-E-F35-E14-4W-FILA | 2700 | 4 | E14 | 480 | 220 - 240 | >80 | Ø35 Ht:120 | Non-dimmable |
|  | OPL-LED-E-C35-E14-4W-FILA | 2700 | 4 | E14 | 480 | 220 - 240 | >80 | Ø35 Ht:100 | Non-dimmable |
|  | OPL-LED-E-A60-E27-8W-FILA | 2700 | 8 | E27 | 880 | 220 - 240 | >80 | Ø50 Ht:110 | Non-dimmable |
|  | OPL-LED-E-G125-E27-8W-FILA | 2700 | 8 | E27 | 880 | 220 - 240 | >80 | Ø125 Ht:175 | Non-dimmable |
|  | OPL-LED-E-G45-E27-8W-FILA | 2700 | 4 | E27 | 480 | 220 - 240 | >80 | Ø45 Ht:80 | Non-dimmable |
|  | OPL-LED-E-ST64-E27-6W-FILA | 2700 | 6 | E27 | 660 | 220 - 240 | >80 | Ø64 Ht:145 | Non-dimmable |
|  | OPL-E-A60-E27-4.5W DIM | 2700 | 4.5 | E27 | 500 | | >80 | Ø60 Ht:110 | Dimmable |

RETROFIT LAMP E14 & E27 | LED Filament

|  | Item No. (Code) | Color temperature (K) | Power (W) | Lamp Holder (E14 / E27) | Lamp luminous lux (lm) | Power supply voltage (V) | CRI (%) | Lamp Dimension (mm) | Remarks |
|---|--|-----------------------|-----------|-------------------------|------------------------|--------------------------|---------|---------------------|--------------|
|  | WD-LP-A60-8W-27K-TM DIM | 2700 | 8 | E27 | | 220 - 265 | >80 | Ø60 Ht:110 | Dimmable |
|  | WD-LP-E27-8W-2700K WD-LP-E27-8W-4000K DIM | 2700 4000 | 8 | E27 | | 220-240 | >80 | Ø60 Ht:100 | Dimmable |
|  | WD-LP-DX-T30-2 | 2700 | 2 | E27 | 220 | 220-240 | >80 | Ø30 Ht:129 | Non-dimmable |
|  | WD-LP-DX-T30-3 | 2700 | 3 | E27 | 330 | 220-240 | >80 | Ø30 Ht:180 | Non-dimmable |
|  | WD-LP-DX-T45-4 | 2700 | 4 | E27 | 440 | 220-240 | >80 | Ø43 Ht:110 | Non-dimmable |
|  | WD-LP-DX-T30-6 | 2700 | 6 | E27 | 660 | 220-240 | >80 | Ø30 Ht:290 | Non-dimmable |
|  | WD-LP-G125-8W-27K-AM DIM | 2700 | 8 | E27 | | 220-240 | >80 | Ø125 Ht:180 | Dimmable |
|  | WD-LP-G95-8W-27K-CL-DIM | 2700 | 8 | E27 | | 220-240 | >80 | Ø95 Ht:175 | Dimmable |
|  | WD-LP-G95-8W-27K-MILKY WHT DIM | 2700 | 8 | E27 | | 220-240 | >80 | Ø95 Ht:175 | Dimmable |
|  | WD-LP-ST64-8W-27K-AM DIM | 2700K | 8 | E27 | - | 220-240 | >80 | Ø64 Ht:140 | Dimmable |
|  | WD-LP-ST64-8W-27K-CL DIM | 2700 | 8 | E27 | - | 220-240 | >80 | Ø64 Ht:140 | Dimmable |
|  | WD-LP-ST64-8W-27K-MILKY WHT DIM | 2700 | 8 | E27 | - | 220-240 | >80 | Ø64 Ht:140 | Dimmable |

RETROFIT LAMP E14 & E27 | LED Filament

|  | Item No. (Code) | Color temperature (K) | Power (W) | Lamp Holder (E14 / E27) | Lamp luminous lux (lm) | Power supply voltage (V) | CRI (%) | Lamp Dimension (mm) | Remarks |
|---|------------------------------|-----------------------|-----------|-------------------------|------------------------|--------------------------|---------|---------------------|--------------|
|  | WD-LP-ST26-2W-27K-AM-NON DIM | 2700 | 2 | E14 | 160 | 220-240 | | Ø26 Ht:60 | Non-dimmable |
|  | WD-LP-ST-2W-27K-CL-NON DIM | 2700 | 2 | E14 | 140-160 | 220-240 | | Ø26 Ht:60 | Non-dimmable |
|  | WD-LP-C35-4W-27K-AM-DIM | 2700 | 4 | E14 | | 220-240 | | Ø35 Ht:95 | Dimmable |
|  | WD-LP-C35-4W-27K-CL-DIM | 2700 | 4 | E14 | | 220-240 | | Ø35 Ht:95 | Dimmable |
|  | WD-LP-C35T-4W-27K-AM DIM | 2700 | 4 | E14 | | 220-240 | | Ø35 Ht:150 | Dimmable |
|  | WD-LP-C35T-4W-27K-CL DIM | 2700 | 4 | E14 | | 220-240 | | Ø35 Ht:150 | Dimmable |

LAMP Festive LED bulb string light for indoor or outdoor use



24 bulbs (Dimmable):

10.8m per string; 46cm spacing between bulb to bulb. Additional 3 spare bulbs.

30 bulbs (Dimmable):

9m per string, 30cm spacing between bulb to bulb

Great for indoor festive lighting, or outdoor patios, cafes and seating areas.

Warm toned colour temperature sets a nice, cozy atmosphere.

The LED string bulbs have a longer lifespan as compared to incandescent traditional bulbs.

Easy installation.

Note: when installed in long lengths, a separate steel cable suspension is required.

| Specifications | VTL QM E12 24L WW | VTL QM E12 30L 2200K |
|-----------------------|-------------------|----------------------|
| No. of LED E12 bulbs | 24 | 30 |
| Non-dim / Dimmable | Dimmable | Dimmable |
| Wattage | 0.6w x 10 | 0.6w x 30 |
| Dimension in meters | 10.8M per string | 9M per string |
| Spacing between bulbs | 46cm | 30cm |