

Aerolite

LOW BAY LUMINARIES



Description

A series of versatile LOW BAY LUMINARIES available with sodium, metal halide and mercury lamps in ratings from 70w to 400w at affordable price.

Design


The body unit comprises of a powder-coated, electro-galvanised steel body, with an anodised aluminium reflector and integral control gears. A wide range of optional attachments are available including wire meshes, high impact acrylic visors, transverse louvres and heat resistant toughened glass covers

Applications

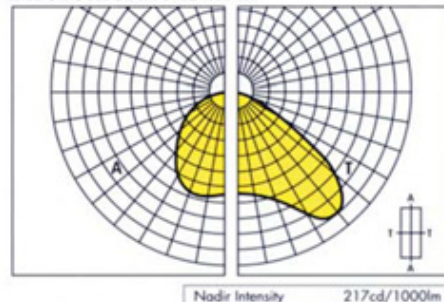
Suitable for mounting heights in the region of 3 metres to 6 metres for all industrial and commercial areas such as:-

- * Warehouses
- * Factories
- * Engineering Workshops
- * Garages
- * Loading Bays
- * Sport Halls
- * DIY Premises
- * Shopping Centres
- * Entrance Halls

Designed for easy installation



Photometric Data



Utilization Factors UF(F) for SHR 2.70

Room Reflectances			Room Index								
C	W	F	0.75	1.00	1.25	1.50	2.00	2.50	3.00	4.00	5.00
70	50	20	NA	62	66	70	75	79	81	84	85
	30	20	NA	57	61	65	71	75	77	81	83
	10	20	NA	53	58	62	68	72	75	79	81
50	50	20	NA	60	64	68	73	76	78	80	82
	30	20	NA	56	60	64	70	73	75	78	80
	10	20	NA	52	57	61	67	70	73	76	79
30	50	20	NA	59	63	66	71	73	75	78	79
	30	20	NA	55	59	63	68	71	73	76	78
	10	20	NA	52	56	60	65	69	71	74	76
0	0	0	NA	50	54	58	63	66	68	71	72

PRODUCT RANGE

Sodium Lamps

LBS 070	70w SON-T
LBS 100	100w SON-T
LBS 150	150w SON-T
LBS 250	250w SON-T
LBS 400	400w SON-T

Mercury Lamps

LBM 125	125w MBF
LBM 250	250w MBF
LBM 400	400w MBF

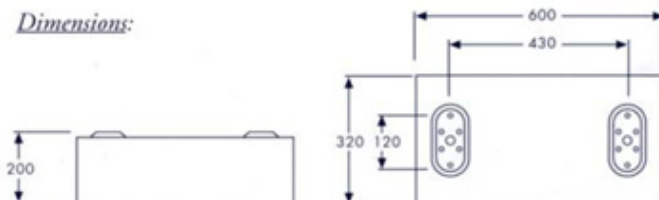
Metal Halide Lamps

LBH 100	100w HQI-T
LBH 150	150w HQI-T
LBH 250	250w HQI-T
LBH 400	400w HQI-T

Accessories

- LBV* High Impact Acrylic Visor
- LBL Transverse Louvre
- LBW Wire Mesh
- LBG Heat Resistant Toughened Glass Cover

Dimensions:



*Not suitable for use with 400w lamps