

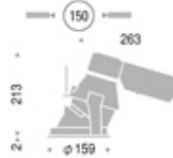


TC-TEL 26W-18W×1

Frame: Die-cast aluminium · Off-white (matt finish)
 Reflector: Engineering plastic (anodised aluminium)
 Cone: Engineering plastic (silver plated)
 Safety glass: Frosted hard glass
 Weight: 1.2 kg
 Built-in electronic control gear





TC-TEL 26W-18W



GLED2055S
18W GX24q-2



GLED2056S
26W GX24q-3



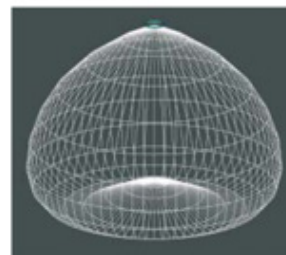
New TC-TEL dedicated reflectors:
 born of the relentless pursuit of efficiency
 through light distribution control

By incorporating a reflective curve for each lamp tube, ENDO has achieved the ideal light distribution for TC-TEL fluorescent lamps, a type of lamp whose light is considered particularly difficult to control. Efficient light beam control increases light distribution directly underneath the lamp by 15%.



Normal reflector

Light from the TC-TEL lamps is difficult to control and scatters.



New TC-TEL dedicated reflector

Light is controlled and efficiently concentrated directly underneath the lamp by ENDO's newly developed dedicated reflector.

